

Activity Overview

The following keypad shortcuts can be used to perform common functions on the TI-Nspire™ CX handheld. Many shortcuts can also be performed in the TI-Nspire™ Teacher Software, as well as by selecting options from various menus and submenus.

Getting Help

Open Hints ctrl trig

Editing Text

Cut ctrl X

Copy ctrl C

Paste ctrl V

Undo ctrl Z or ctrl esc

Redo ctrl Y or shift esc

Toggle approximate and exact results ctrl enter

Change key to include appropriate accent P

Inserting Characters and Symbols in a Document

Display character/symbol palette ctrl 

Underscore ctrl 

Display math template palette 

Backslash shift 

Manual data capture point ctrl 

Clear ctrl 

Caps lock ctrl shift

Store ctrl var

Square brackets ctrl (

Curly brackets ctrl)

Display Trig symbol palette trig

Equals symbol =

Display pi symbols palette (π , i , θ , and so on) π

Display equality/inequality palette ($>$, $<$, \neq , \geq , \leq , $|$) ctrl =

Display marks and letter symbols palette (? ! \$ ' " : ; _ \) ?!>

Square root ctrl x²

log ctrl 10^x

ln ctrl e^x

ans ctrl (-)

Managing Documents

Open document menu	doc ▾
Open document	ctrl O
Close document	ctrl W
Create new document	ctrl N
Insert new page	ctrl I
Select application	ctrl K
Save current document	ctrl S or ctrl 






Navigation

Top of page	ctrl 7
End of page	ctrl 1
Page up	ctrl 9
Page down	ctrl 3
Up a level in the hierarchy	ctrl ▲
Down a level in the hierarchy	ctrl ▼
Context menu for selection	menu
Extends selection in direction of arrow	⇧shift any arrow


Navigating in Documents

Displays previous page	ctrl ◀
Displays next page	ctrl ▶
Displays Page Sorter	ctrl ▲
Exits Page Sorter	ctrl ▼
Switch between applications on a split page	ctrl tab
Moves focus backward within a page	⇧shift tab

Wizards and Templates

Add a column to a matrix after the current column	⇧shift 
Add a row to a matrix after the current row	
Integration template	⇧shift +
Derivative template	⇧shift -
Math template palette	 or ctrl 
Fraction template	ctrl 

Modifying the Display

Increase contrast	ctrl +
Decrease contrast	ctrl -
Power off	ctrl  on



Using Application-Specific Shortcuts

Select all in Notes or Program Editor	A
Check syntax and store (in Program Editor)	B
Insert Data Collection console	D
Find (in Program Editor)	F
Hide/Show Entry Line (in Graphs or Geometry)	G
Go To (in Lists & Spreadsheet, Program Editor)	
Find and Replace (in Program Editor)	H
Insert Math Box (in Notes)	M
Open the Scratchpad	
Recalculate (in Lists & Spreadsheet)	R
Add Function Table (in Lists & Spreadsheet, Graphs, and Geometry)	T
Group/ungroup	4 / 6
