

Activity Overview

The following keypad shortcuts can be used to perform common functions on the TI-Nspire™ CX handheld. Many shortcuts can also be performed in the TI-Nspire™ Teacher Software, as well as by selecting options from various menus and submenus.

Getting Help

Open Hints ctrl 


Editing Text

Cut ctrl 


Copy ctrl 

Paste ctrl 

Undo ctrl  or ctrl 

Redo ctrl  or  

Toggle approximate and exact results ctrl 

Change key to include appropriate accent 

Inserting Characters and Symbols in a Document

Display character/symbol palette ctrl 

Underscore ctrl 

Display math template palette 

Backslash  

Manual data capture point ctrl 

Clear ctrl 


Caps lock ctrl 


Store ctrl 


Square brackets ctrl 


Curly brackets ctrl 

Display Trig symbol palette 

Equals symbol 

Display pi symbols palette (π , i , θ , and so on) 

Display equality/inequality palette ($>$, $<$, \neq , \geq , \leq , $|$) ctrl 

Display marks and letter symbols palette (? ! \$ ' " : ; _ \) 

Square root ctrl 

log ctrl 

ln ctrl 

ans ctrl 

Managing Documents

Open document menu	doc ▾
Open document	ctrl O
Close document	ctrl W
Create new document	ctrl N
Insert new page	ctrl I
Select application	ctrl K
Save current document	ctrl S or ctrl 






Navigation

Top of page	ctrl 7
End of page	ctrl 1
Page up	ctrl 9
Page down	ctrl 3
Up a level in the hierarchy	ctrl ▲
Down a level in the hierarchy	ctrl ▼
Context menu for selection	menu
Extends selection in direction of arrow	⇧shift any arrow


Navigating in Documents

Displays previous page	ctrl ◀
Displays next page	ctrl ▶
Displays Page Sorter	ctrl ▲
Exits Page Sorter	ctrl ▼
Switch between applications on a split page	ctrl tab
Moves focus backward within a page	⇧shift tab

Wizards and Templates

Add a column to a matrix after the current column	⇧shift 
Add a row to a matrix after the current row	
Integration template	⇧shift +
Derivative template	⇧shift -
Math template palette	 or ctrl 
Fraction template	ctrl 

Modifying the Display

Increase contrast	ctrl +
Decrease contrast	ctrl -
Power off	ctrl  on



Using Application-Specific Shortcuts

Select all in Notes or Program Editor	
Check syntax and store (in Program Editor)	
Insert Data Collection console	
Find (in Program Editor)	
Hide/Show Entry Line (in Graphs or Geometry)	
Go To (in Lists & Spreadsheet, Program Editor)	
Find and Replace (in Program Editor)	
Insert Math Box (in Notes)	
Open the Scratchpad	
Recalculate (in Lists & Spreadsheet)	
Add Function Table (in Lists & Spreadsheet, Graphs, and Geometry)	
Group/ungroup	/
